

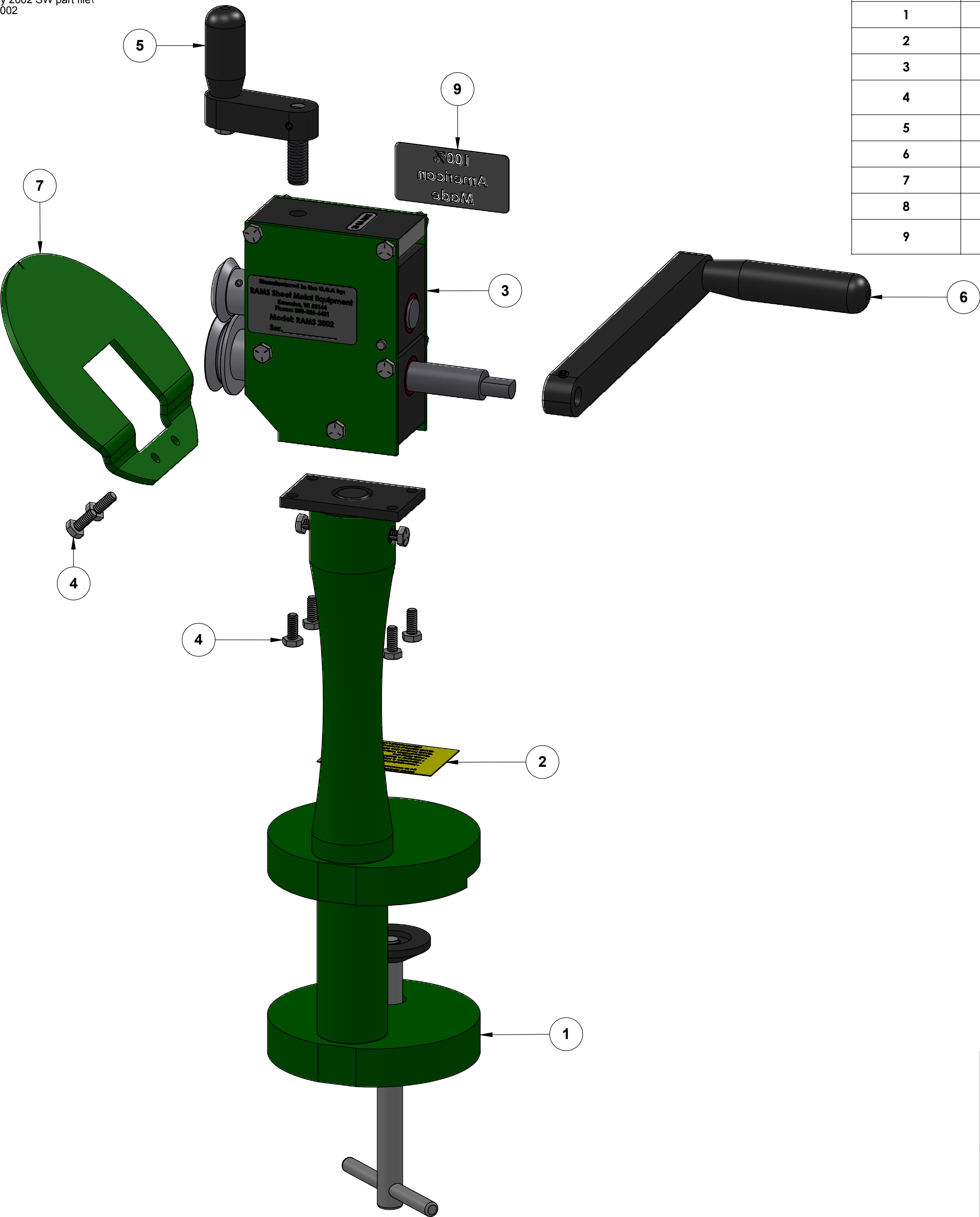
G:\RAMS SOLIDWORKS PARTS AND DRAWINGS\RAMS 2002 HAND FLANGER

DONE\Main Assembly 2002 SW part file\ RAMS-2002

REVISIONS			
REV.	DESCRIPTION	DATE	APPROVED
A	INITIAL RELEASED	3/15/2006	JAS
B	CHANGED GEAR FROM P/N HF-1017 TO HF-1017-001	3/6/2007	RAF
C	CHANGE FROM HHCS 1/4-20 X 3/4 QTY.4 TO HHCS 1/4-20 X 5/8 QTY. 8 CHANGE QTY. OF HHCS 1/4-20 X 1/2 FROM 16 TO 12	3/9/2007	RAF
D	ADD 20GA. MAX STICKER	5/31/2007	RAF
E	.687 TALL SPRING WAS .787 / ADD SERIAL # & USA LABELS	12/11/2008	SSL
F	REPLACED PART HF-1017-001 WITH PART # CRBE-1019	7/5/2012	KL
G	CHANGED MAIN ASSEMBLY PUT INTO SUB-ASSEMBLIES	8/23/2018	JK
H	ADDED LABEL	4/15/2019	JK
J	CHANGED ASSEMBLY TO MATCH ASSEMBLY RAMS-2010 CRIMPER BEADER ASSEMBLY	4/21/2020	JK

RAMS- 2002 HAND FLANGER

DIMENSIONS ARE IN INCHES TOLERANCES: FRACTIONAL ± 1/16 ANGULAR: MACH ± BEND ± TWO PLACE DECIMAL ±.01 THREE PLACE DECIMAL ±.005		NAME	DATE	HORIZON SYSTEMS MACHINING 9121 58TH PLACE KENOSHA, WI 53144 PH: 262-605-1122 FAX: 262-605-1198		
	DRAWN	JK	8/23/2018			
	CHECKED					
	ENG APPR.					
	MFG APPR.					
	Q.A.					
THE INFORMATION CONTAINED IN THIS DRAWING IS THE SOLE PROPERTY OF HORIZON SYSTEMS MACHINING. ANY REPRODUCTION IN PART OR AS A WHOLE WITHOUT THE WRITTEN PERMISSION OF HORIZON SYSTEMS MACHINING IS PROHIBITED.	MATERIAL			TITLE:		
	FINISH			SIZE	DWG. NO.	REV
				C	RAMS-2002	J
	DO NOT SCALE DRAWING			SCALE: 1:8		SHEET 1 OF 3



ITEM NO.	PART NUMBER	DESCRIPTION	QTY.
1	HF-2002-1		1
2	OPERATING STICKERS	OPERATING STICKER (LABEL)	1
3	HF-2002-7		1
4	92865A938	HHCS GRADE 5 ZINC PLATED 1/4-20 X 5/8	6
5	HF-2002-5		1
6	HF-2002-2		1
7	HF-1011	GUIDE PLATE	1
8	RAMS 2002	SERIAL NUMBER TAG	1
9	Made in the USA	100% AMERICAN MADE STICKER	1

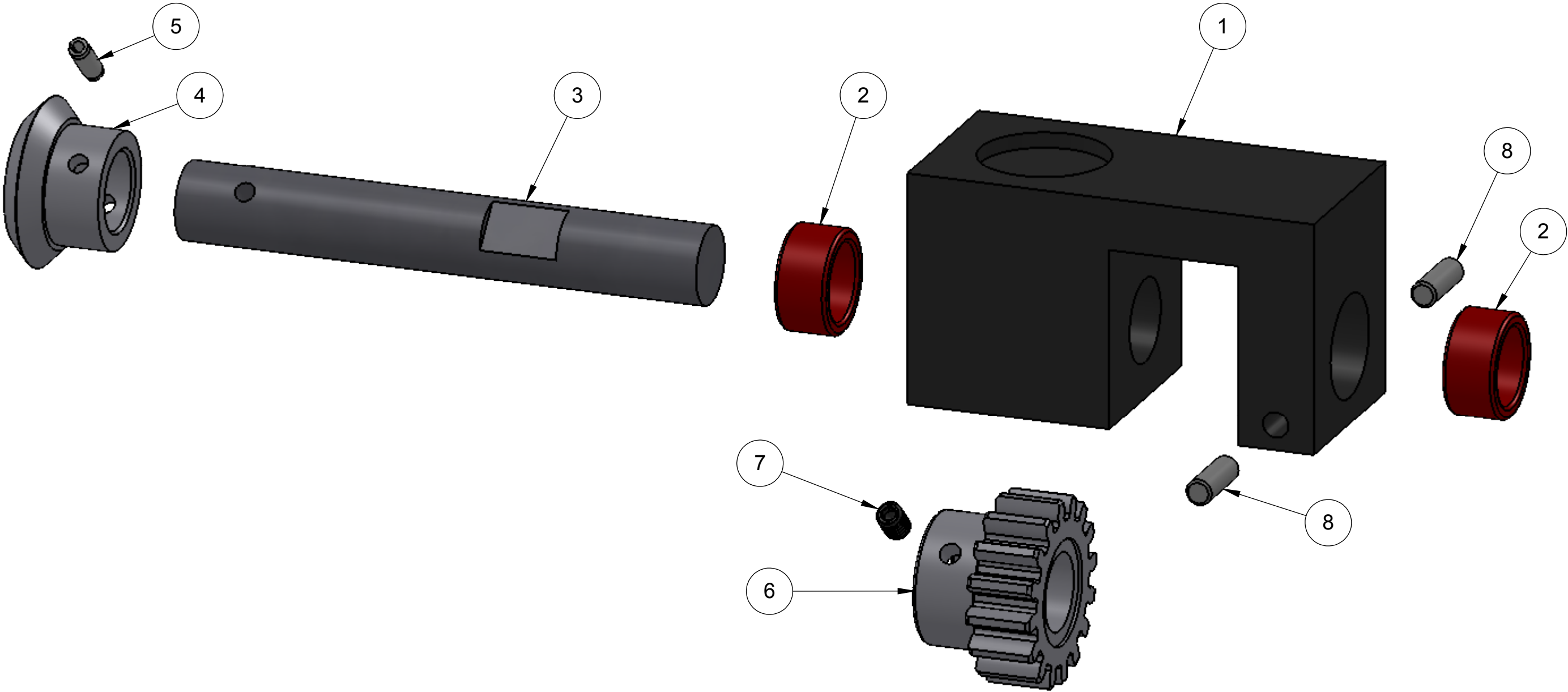
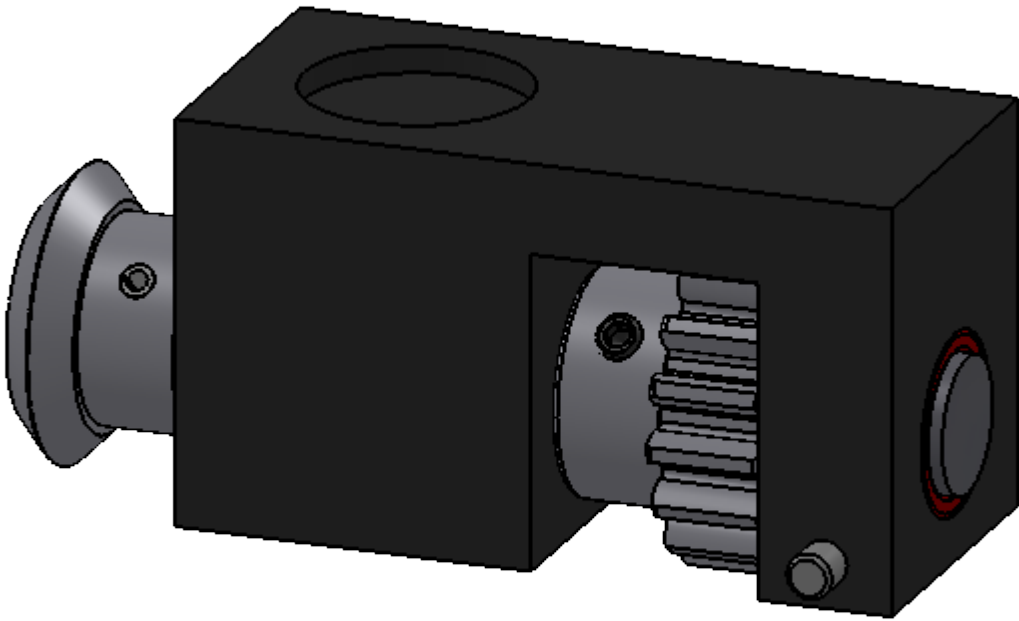
RAMS- 2002 HAND FLANGER

DIMENSIONS ARE IN INCHES TOLERANCES: FRACTIONAL ± 1/16 ANGULAR: MACH ± BEND ± TWO PLACE DECIMAL ±.01 THREE PLACE DECIMAL ±.005		NAME	DATE	HORIZON SYSTEMS MACHINING 9121 58TH PLACE KENOSHA, WI 53144 PH: 262-605-1122 FAX: 262-605-1198		
	DRAWN	JK	8/23/2018			
	CHECKED					
	ENG APPR.					
	MFG APPR.					
	Q.A.					
THE INFORMATION CONTAINED IN THIS DRAWING IS THE SOLE PROPERTY OF HORIZON SYSTEMS MACHINING. ANY REPRODUCTION IN PART OR AS A WHOLE WITHOUT THE WRITTEN PERMISSION OF HORIZON SYSTEMS MACHINING IS PROHIBITED.	MATERIAL			TITLE:		
	FINISH			SIZE	DWG. NO.	REV
				C	RAMS-2002	J
	DO NOT SCALE DRAWING			SCALE: 1:8		SHEET 2 OF 3

[illegible]

G:\RAMS SOLIDWORKS PARTS AND DRAWINGS\0 Rams SW Library\HF Series- DONE\ HF-2002-4			
ITEM NO.	PART NUMBER	DESCRIPTION	QTY.
1	HF-1002	UPPER GEAR BLOCK	1
2	B-128	BEARING: PART# B-128	2
3	HF-1004	IDLER SHAFT	1
4	HF-1006	UPPER ROLLER	1
5	98296A906	STEEL SLOTTED SPRING PIN 3/16 DIA.X 9/16 LONG	1
6	CRBE-1019	LOWER SPUR GEAR	1
7	91375A535	BLACK OXIDE CUP POINT SET SCREW 1/4-20 X 3/8	1
8	98381A540	ALLOY STEEL DOWEL PIN 1/4 X 3/4	2

REVISIONS			
REV.	DESCRIPTION	DATE	APPROVED



RAMS- 2002 HAND FLANGER

DIMENSIONS ARE IN INCHES TOLERANCES: FRACTIONAL ± 1/16 ANGULAR: MACH ± BEND ± TWO PLACE DECIMAL ±.01 THREE PLACE DECIMAL ±.005		NAME	DATE	HORIZON SYSTEMS MACHINING 9121 58TH PLACE KENOSHA, WI 53144 PH: 262-605-1122 FAX: 262-605-1198		
	DRAWN	JK	8/24/2018			
	CHECKED					
	ENG APPR.					
	MFG APPR.					
	Q.A.					
THE INFORMATION CONTAINED IN THIS DRAWING IS THE SOLE PROPERTY OF HORIZON SYSTEMS MACHINING. ANY REPRODUCTION IN PART OR AS A WHOLE WITHOUT THE WRITTEN PERMISSION OF HORIZON SYSTEMS MACHINING IS PROHIBITED.	MATERIAL			TITLE:		
	FINISH			SIZE	DWG. NO.	REV
				C	HF-2002-4	
	DO NOT SCALE DRAWING			SCALE: 1:2		SHEET 1 OF 1

